



# SYSTEM BYPASS



## HOW TO PUT YOUR SYSTEM IN BYPASS



### PUTTING YOUR SYSTEM IN BYPASS

Bypass positions for most systems are displayed.

**In Bypass Mode:** When the valve is turned to bypass, this will turn off the water to the system but still allow untreated water to the house. To find your bypass, look along the pipes connected to the system. Look at the valves, if the handle is in line with the valve, it is open and if the handle is across the valve, it is closed. Since bypass styles vary, yours may not be as described. If that is the case, please contact us for further assistance.



CONTACT US FOR MORE INFORMATION  
**(539)621-4200**